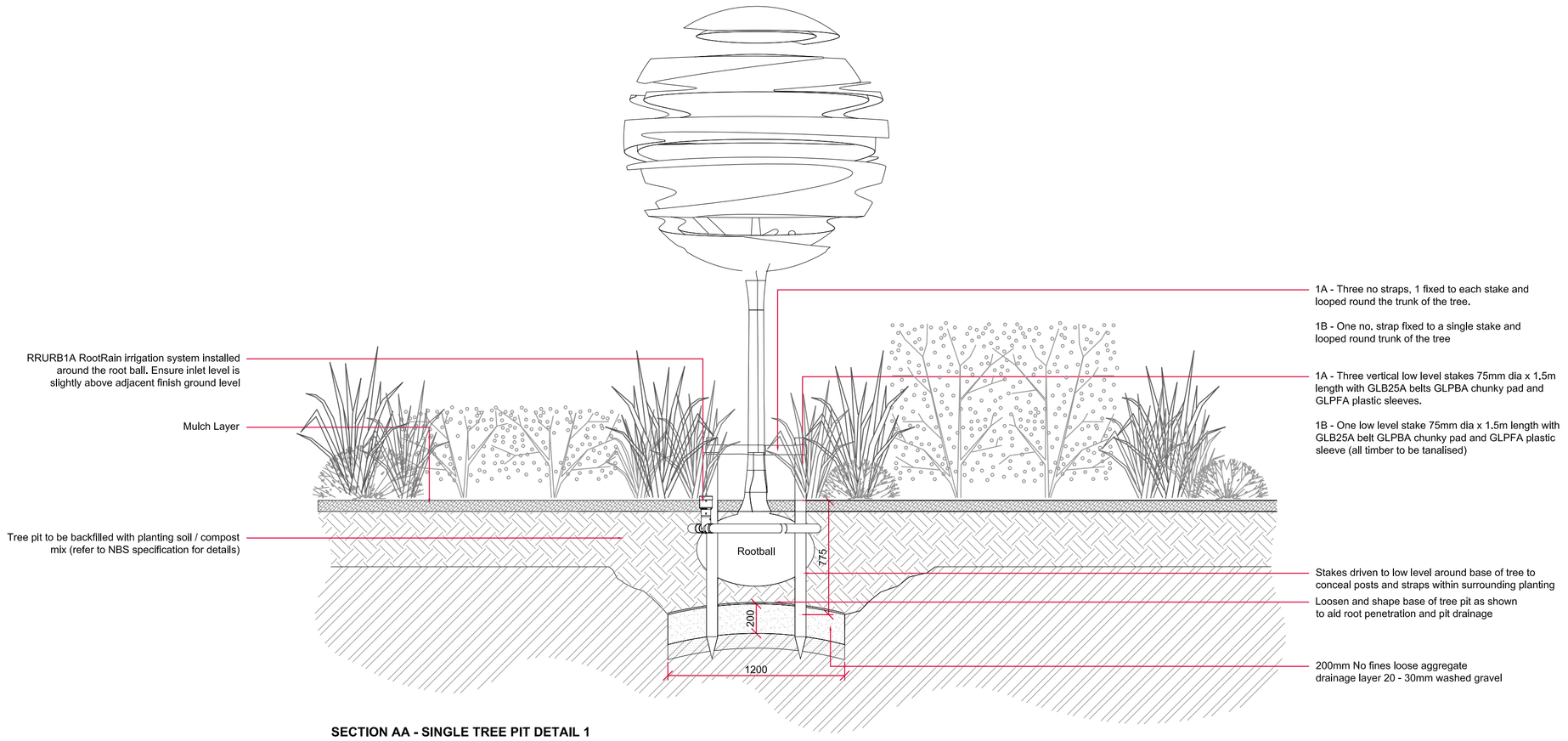

SECTION AA - SINGLE TREE PIT DETAIL 1
1:25@A1 - Soft Landscape Areas

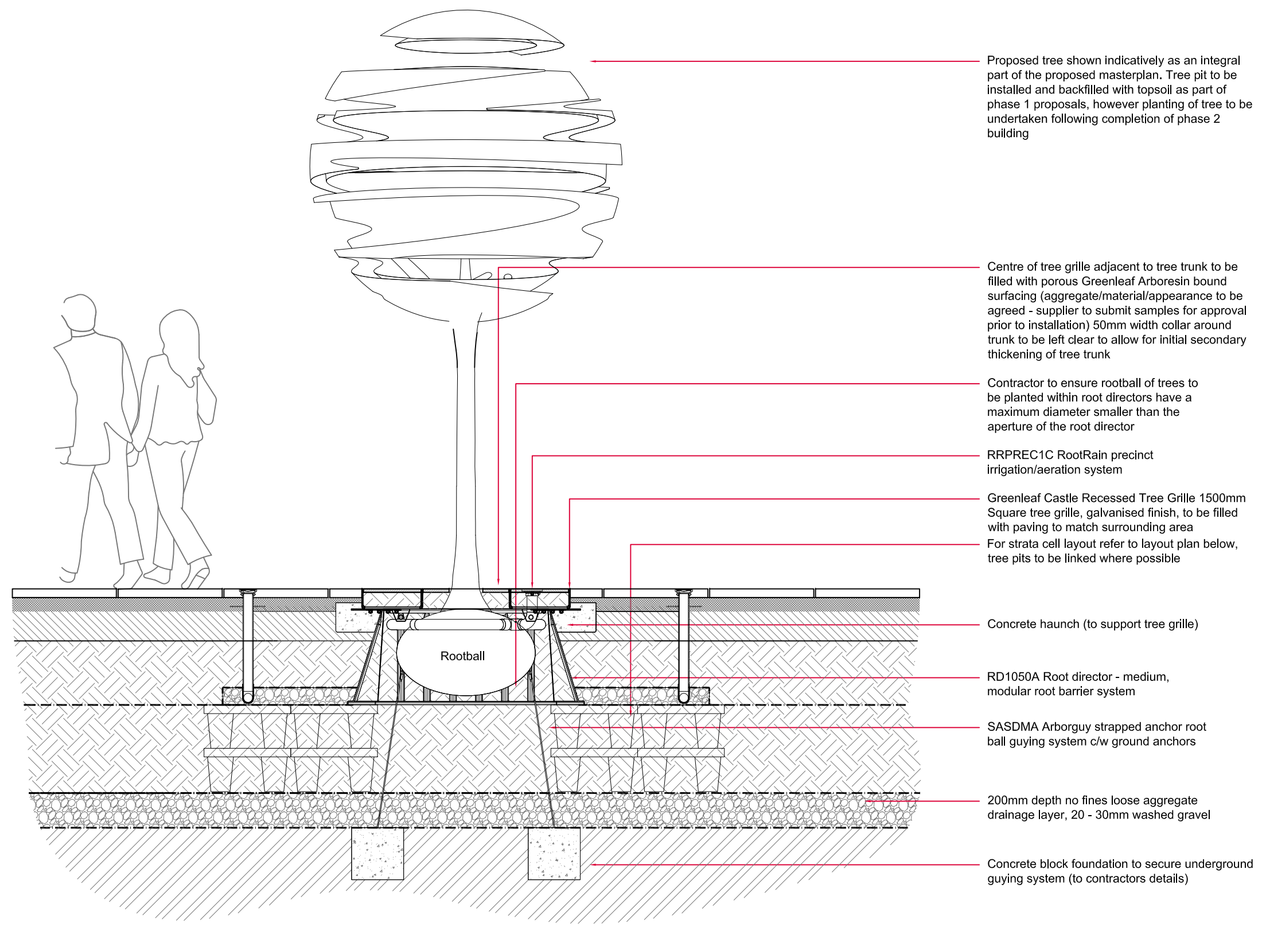

SECTION BB - SINGLE TREE PIT DETAIL 2
1:25@A1 - Hard Landscape Areas

TYPICAL TREE PIT ROOT CELL LAYOUT DETAIL 1 (per tree)
Each Layer - 6x6 cells (minus 4 for void beneath root ball and minus corner cells)
Minimum Total - 56 cells (per tree pit)
Scale 1:25 @ A1

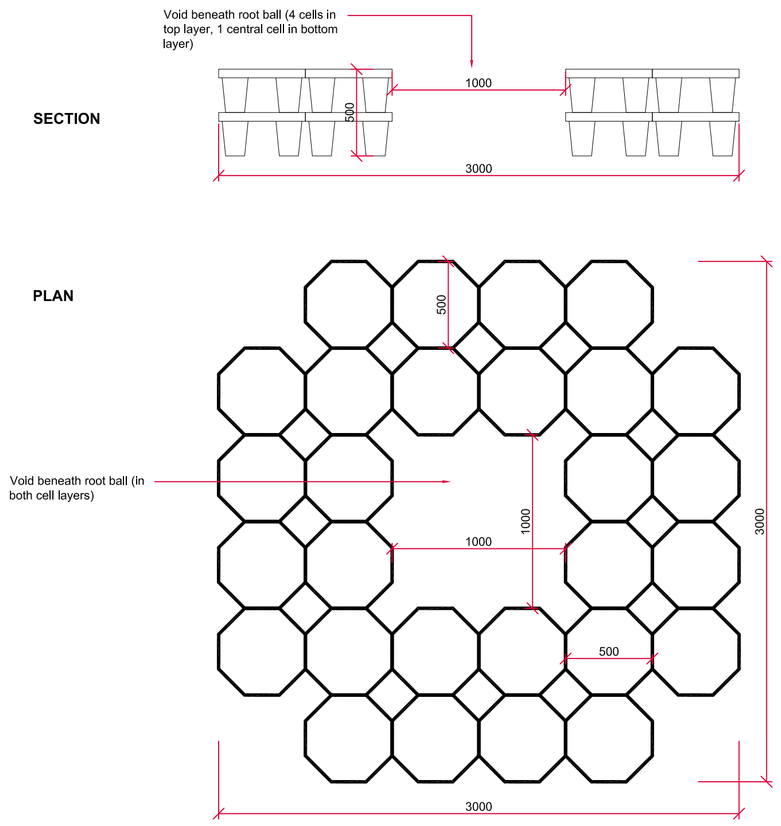

TYPICAL TREE PIT ROOT CELL LAYOUT DETAIL 2 (per tree)
Each Layer - 8x4 cells (minus 4 for void beneath root ball)
Minimum Total - 56 cells (per tree pit)
Scale 1:25 @ A1

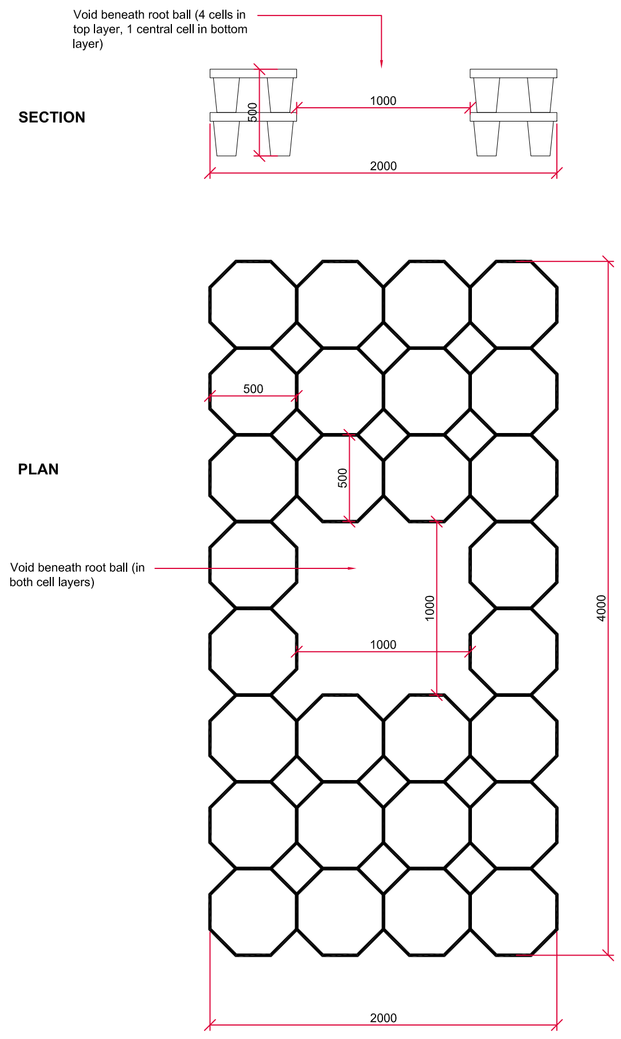

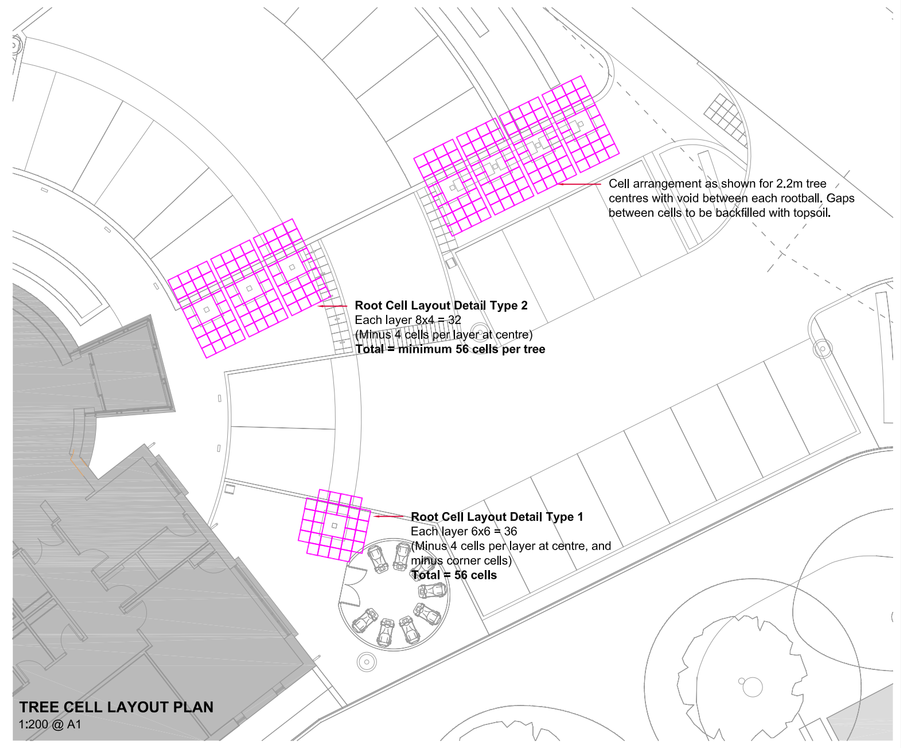

NOTE
Cells layout shown is indivcative only and is the optimum layout, however cell arrangement can change dependent on constraints of services etc. as long as cells quantities are retained - any variation of layout as shown to be agreed with SG

NOTES
1. Refer to drawing SG_891_115 for detailed positioning of specimen trees
2. Where services/wall foundations etc. prohibit layouts as show, or adjacent tree pits are shown to overlap, cell layouts are to be adjusted to provide bespoke arrangement, ensuring numbers of cells (minimum 56 per tree) are included within. Where alternative layouts are required they are to inspected and approved by Landscape Architect/Contract Administrator prior to backfilling
3. Refer to adjacent layout plan for proposed layout of cells in situ
4. Where possible tree pits are to be linked to provide continuous root runs between individual pits

SAFETY, HEALTH & ENVIRONMENTAL INFORMATION
In addition to the hazards / risks normally associated with the types of work detailed on this drawing, note the following:
Construction
1. No abnormal risk
Maintenance / Cleaning
1. No abnormal risk
Decommissioning / Demolition
1. No abnormal risk

It is assumed that all works will be carried out by a competent contractor, working where appropriate, to an approved method statement. This is not an exhaustive list and reference should be made to the Health and Safety Plan.

Rev.		CDM.	By.	Chk.	Date.
B	Minor amendments to account for revised building ground floor layout and BREEAM requirements	yes	LHa	RS	06.07.15
A	Revised in accordance with approved VE items and issued for final contract issue	yes	LHa	RS	28.05.15
---	Initial issue for comment	yes	LHa	RS	17.12.14

Proj. SOUTH TYNESIDE CARE HUB
Loc. NE34

Client. South Tyneside NHS Foundation Trust

Dwg. Soft Landscape Details

southerngreen
chartered landscape architects
221 Durham Road
Low Fell
Gateshead
NE9 5AB
Tel 0191 440 0034
Fax 0191 420 3490
studio@southerngreen.co.uk

Scale. 1:200 @ A1
Date. 01.11.14
Drawing No. 891_114
Rev. B